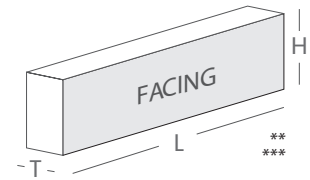



Cladding Traditional Linear

CTL71 LINEAR LHASA WHITE



L 330 H 50 T 23 MM

***Specifications:**

Weight: 1 Kg

Water absorption: < 14%

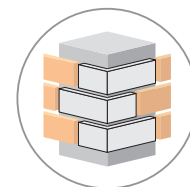
**Coverage per sq.ft.
(10mm joint):**

1 sq. ft. - 4.6 pcs.

1 sq. m. - 49 pcs.

Corner Consumption:

Per Running Sq. Ft. - 5 pcs.



Corner Available

*Specifications are indicative, buyers are requested to undertake tests in accredited laboratories to verify suitability of bricks for particular application.

**Individual bricks may vary dimensionally this is natural characteristic of fired clay products and is catered for in relevant Indian Standard.

***Dimensions are subject to change without prior notice, before ordering/designing buyers are encouraged to inquire about prevailing sizes and quantities available.